

—MIRANI—
MERINOS AND POLL MERINOS
 Flock No. 732 - Poll Flock No. 421



A/c	Mirani Pty Ltd	“Mirani”
Principals	Hugh and Felicity Nivison	Walcha, NSW 2354
e-mail	mirani@mirani.com.au	Tel 02-6777 1360
Website	www.mirani.com.au	Fax 02-6777 2683

OBJECTIVES

For over 80 years, Mirani has been breeding proven, profitable merinos that perform under paddock conditions in the New England. Mirani sheep produce a large amount of high quality wool, while requiring the minimum of care.

By concentrating on selection of animals for economically important traits, Mirani is producing animals that offer significant advantages to both stud and commercial wool producers. Our sheep deliver maximum returns per hectare, with low management costs, thereby generating maximum profit. Mirani genetics offer proven performance, clear future goals and the opportunity to improve profitability.

Our successful combination of production and visual traits is demonstrated by Mirani wethers having gross margins 20% above average in trials, while our fleeces win Champion Merino Fleece at the Sydney Royal Show.

BREEDING DETAILS

<i>Tag</i>	<i>Sire</i>	<i>Dam</i>	<i>Tag</i>	<i>Sire</i>	<i>Dam</i>
120008 (twin)	Nerstane 910	091011	120066	Mirani 32.0	Stud Ewe
120013 (twin)	Nerstane 910	091011	120086	Mirani 51.8	061011
120016	Nerstane 910	092244	120092	Mirani 1016.8	101303
120027	Nerstane 910	092254	120095	Mirani 1016.8	101300
120032	Mirani 121.0	091174	120118 P	Mirani 41.9 P	061445

The 2014 Unhoused Sale rams are presented in tag order

STUD STATISTICS

AVERAGE FLOCK FLEECE LINE DIAMETER LAST 5 YEARS:	16.7μ
AVERAGE 1YO RAM TEST FIBRE DIAMETER LAST 5 YEARS:	16.1μ






DETAILS OF RAM GROUP FROM WHICH SALE TEAM DRAWN

LAMBED	Sep-Oct 2012	DATE TESTED	6 th August 2013
AGE WHEN TESTED	11 months	WOOL GROWTH	6 months
NUMBER TESTED	114	% OF DROP TESTED	100%
AV. YIELD	74.4 %	AV. FIBRE DIAM	16.4μ
DATE SHORN:	6 th August 2013	TYPE OF COMB:	cover

DROUGHTFEEDING: Lupins 400g/day Aug – Dec 2013






—MIRANI—

MERINOS AND POLL MERINOS

Lot No.	Tag No.	1yo FD	1yo Dev	CFW%	Yield	CV%	SD	Comments
6	120008	16.1	-0.3	101	83.2	16.7	2.7	
	<i>ASBVs</i>	<i>Yfd</i>	<i>Yfdcv</i>	<i>Ycfw</i>	<i>Ywt</i>	<i>Ywec</i>	<i>FP+ Index</i>	
		-2.5	-1.3	-0.7	0.6	15	139.6	
	<i>Acc(%)</i>	79	69	69	71	58		
<i>Purchaser</i>						<i>Price</i>		
7	120013	17.4	0.9	101	76.9	17.1	3.0	
	<i>ASBVs</i>	<i>Yfd</i>	<i>Yfdcv</i>	<i>Ycfw</i>	<i>Ywt</i>	<i>Ywec</i>	<i>FP+ Index</i>	
		-1.9	-1.3	-1.1	0.9	11	134.5	
	<i>Acc(%)</i>	79	69	69	71	58		
<i>Purchaser</i>						<i>Price</i>		
8	120016	17.6	1.1	128	78.2	17.1	3.0	
	<i>ASBVs</i>	<i>Yfd</i>	<i>Yfdcv</i>	<i>Ycfw</i>	<i>Ywt</i>	<i>Ywec</i>	<i>FP+ Index</i>	
		-1.9	-0.9	7.0	1.5	43	135.6	
	<i>Acc(%)</i>	79	69	69	71	58		
<i>Purchaser</i>						<i>Price</i>		
9	120027	16.1	-0.3	116	68.7	20.3	3.3	
	<i>ASBVs</i>	<i>Yfd</i>	<i>Yfdcv</i>	<i>Ycfw</i>	<i>Ywt</i>	<i>Ywec</i>	<i>FP+ Index</i>	
		-2.8	0.0	3.3	1.5	27	138.7	
	<i>Acc(%)</i>	79	69	70	71	58		
<i>Purchaser</i>						<i>Price</i>		
10	120032	15.8	-0.7	101	68.3	20.8	3.3	
	<i>ASBVs</i>	<i>Yfd</i>	<i>Yfdcv</i>	<i>Ycfw</i>	<i>Ywt</i>	<i>Ywec</i>	<i>FP+ Index</i>	
		-3.0	0.2	-9.5	2.9	5	121.9	
	<i>Acc(%)</i>	77	64	64	65	45		
<i>Purchaser</i>						<i>Price</i>		

—MIRANI—

MERINOS AND POLL MERINOS

Lot No.	Tag No.	1yo FD	1yo Dev	CFW%	Yield	CV%	SD	Comments
11	120066	15.2	-1.3	109	76.4	20.6	3.1	
	<i>ASBVs</i>	<i>Yfd</i>	<i>Yfdcv</i>	<i>Ycfw</i>	<i>Ywt</i>	<i>Ywec</i>	<i>FP+ Index</i>	
		-3.4	0.2	-6.5	-2.2	37	126.2	
	<i>Acc(%)</i>	78	67	64	65	46		
<i>Purchaser</i>				<i>Price</i>				
Lot No.	Tag No.	1yo FD	1yo Dev	CFW%	Yield	CV%	SD	Comments
12	120086	16.5	0.1	100	73.2	16.3	2.7	
	<i>ASBVs</i>	<i>Yfd</i>	<i>Yfdcv</i>	<i>Ycfw</i>	<i>Ywt</i>	<i>Ywec</i>	<i>FP+ Index</i>	
		-2.4	-1.6	-9.0	-2.1	14	126.6	
	<i>Acc(%)</i>	81	72	70	71	57		
<i>Purchaser</i>				<i>Price</i>				
Lot No.	Tag No.	1yo FD	1yo Dev	CFW%	Yield	CV%	SD	Comments
13	120092	16.3	-0.1	120	75.9	20.3	3.3	
	<i>ASBVs</i>	<i>Yfd</i>	<i>Yfdcv</i>	<i>Ycfw</i>	<i>Ywt</i>	<i>Ywec</i>	<i>FP+ Index</i>	
		-2.8	0.5	0.7	-2.8	26	126.2	
	<i>Acc(%)</i>	79	68	68	69	52		
<i>Purchaser</i>				<i>Price</i>				
Lot No.	Tag No.	1yo FD	1yo Dev	CFW%	Yield	CV%	SD	Comments
14	120095	16.7	0.3	111	78.1	18.2	3.0	
	<i>ASBVs</i>	<i>Yfd</i>	<i>Yfdcv</i>	<i>Ycfw</i>	<i>Ywt</i>	<i>Ywec</i>	<i>FP+ Index</i>	
		-2.4	-0.2	-0.9	-2.4	-9	126.6	
	<i>Acc(%)</i>	79	68	68	69	52		
<i>Purchaser</i>				<i>Price</i>				
Lot No.	Tag No.	1yo FD	1yo Dev	CFW%	Yield	CV%	SD	Comments
15	120118 P	17.2	0.8	109	74.1	17.4	3.0	
	<i>ASBVs</i>	<i>Yfd</i>	<i>Yfdcv</i>	<i>Ycfw</i>	<i>Ywt</i>	<i>Ywec</i>	<i>FP+ Index</i>	
		-2.3	-1.3	-7.5	-1.8	11	127.1	
	<i>Acc(%)</i>	81	72	70	71	56		
<i>Purchaser</i>				<i>Price</i>				